


M/S. SIKA INTERPLANT SYSTEMS LTD
 Regd. Office: No.3, Gangadharchetty Road, Bangalore 560 042


AUDITED FINANCIAL RESULTS
 FOR THE QUARTER ENDED 31st MARCH 2013

Rs. In Lakhs

Sl.	Particulars	Three months ended	Corresponding three months ended	Nine months ended	Year to Date figures for current Year ended	Previous accounting year ended
		(31/03/2013)	(31/03/2012)	31.12.2012	(31/03/2013)	(31/03/2012)
		Audited	Unaudited	Unaudited	Audited	Audited
1	(a) Net Sales/Income from operations	121.17	359.06	596.92	718.09	1154.66
	(b) Other Operating Income	0.00	0.00	0.00	0.00	0.00
2	Expenditure					
	a) (Increase)/decrease in stock in trade and work in progress	-77.64	-21.67	-67.43	-145.07	-110.28
	b) Consumption of raw materials	36.45	215.98	311.95	348.40	612.63
	c) Purchase of traded goods					
	d) Employees cost	36.21	29.38	115.10	151.31	150.97
	e) Depreciation	7.46	8.18	18.33	25.79	19.15
	f) Other expenditure	105.08	80.91	140.62	245.70	280.21
	g) Total (Any item exceeding 10% of the total expenditure to be shown separately)	107.56	312.78	518.57	626.13	952.68
3	Profit from Operations before Other Income, Interest and Exceptional items (1-2)	13.61	46.28	78.35	91.96	201.98
4	Other Income	20.13	10.02	12.08	32.21	30.56
5	Profit before Interest and Exceptional items (3+4)	33.74	56.30	90.43	124.17	232.54
6	Interest	14.52	3.25	18.14	32.66	24.84
7	Profit after Interest but before Exceptional items (5-6)	19.22	53.05	72.29	91.51	207.70
8	Exceptional items	0.00	0.00	0.00	0.00	0.00
9	Profit/Loss(-) from Ordinary Activities before tax (7+8)	19.22	53.05	72.29	91.51	207.70
10	Tax Expense	6.50	10.50	21.00	27.50	75.95
11	Net profit (+)/Loss (-) from Ordinary Activities after tax (9-10)	12.72	42.55	51.29	64.01	131.75
12	Extraordinary items (net of Tax Expense Rs..)	0.00	0.00	0.00	0.00	0.00
13	Net profit (+)/Loss (-) for the period (11-12)	12.72	42.55	51.29	64.01	131.75
14	Paid-up equity share Capital (Face value Rs.10/-)	424.02	424.02	424.02	424.02	424.02
15	Reserves excluding revaluation reserves as per balance sheet of previous accounting year	3264.24	3229.80	3229.80	3264.24	3229.80

For Sika Interplant Systems Ltd.


 Authorized Signatory



-Percentage of the total shareholding of promoter and promoter group)
-Percentage of shares (as a % of the total share capital of the company)

71.20

70.68

70.78

71.20


70.68

- NOTE:1. The above audited results were reviewed by the Audit Committee and have been taken on record by the Board of Directors at their meeting held on 30th day of May 2013
2. The Company has only one business segment " Engineering products & services"
 3. There was no investor complaint pending at the beginning of the year. No fresh complaints received during the quarter.
 4. Previous periods figures have been regrouped as necessary.

PLACE: BANGALORE
DATE: 30.05.2013

sd/-
Kunal Sikka
Chief Financial Officer

For Sika Interplant Systems Ltd.


Authorised Signatory

SIKA INTERPLANT SYSTEMS LIMITED

Statement of Assets & Liabilities		
Particulars	As at 31 March 2013	As at 31 March 2012
I. EQUITY AND LIABILITIES		
(1) Shareholder's Funds		
(a) Share Capital	42,401,750	42,401,750
(b) Reserves and Surplus	326,424,990	322,980,695
(2) Non-Current Liabilities		
(a) Long-Term Borrowings	17,346,302	15,842,962
(b) Deferred Tax Liabilities (Net)	1,451,293	1,097,887
(c) Other Long-Term Liabilities	500,000	500,000
(d) Long-Term Provisions	114,385	117,441
(3) Current Liabilities		
(a) Short-Term Borrowings	4,866,667	7,823,793
(b) Trade Payables	8,100,934	9,492,477
(c) Other Current Liabilities	42,104,341	34,213,388
(d) Short-Term Provisions	18,068,149	37,262,477
Total	461,378,811	471,732,870
II. Assets		
(1) Non-Current Assets		
(a) Fixed Assets		
(i) Tangible Assets	288,145,226	289,989,028
(ii) Intangible Assets	674,738	324,857
(iii) Capital Work-In-Progress	47,307,135	42,982,301
(b) Non-Current Investments	13,312,510	13,062,510
(c) Long Term Loans and Advances	17,963,797	34,530,016
(2) Current Assets		
(a) Inventories	30,048,728	12,824,200
(b) Trade Receivables	25,914,511	39,914,049
(e) Cash and Cash Equivalents	34,438,504	24,846,898
(d) Short-Term Loans and Advances	3,573,662	13,259,012
Total	461,378,811	471,732,870

PLACE: BANGALORE
DATE: 30.05.2013

sd/-
Kunal Sikka
Chief Financial Officer

For Sika Interplant Systems Ltd.


Authorised Signatory